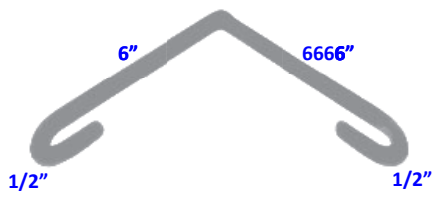
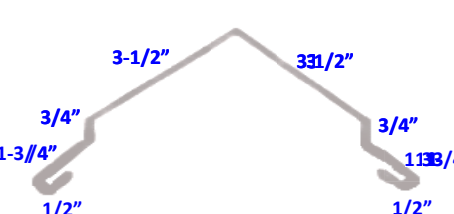
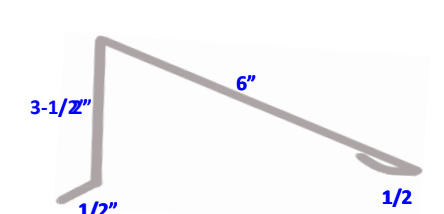
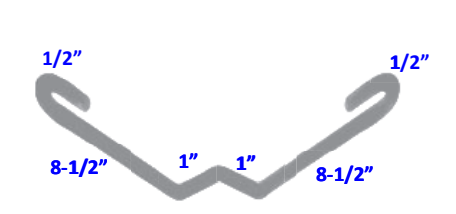
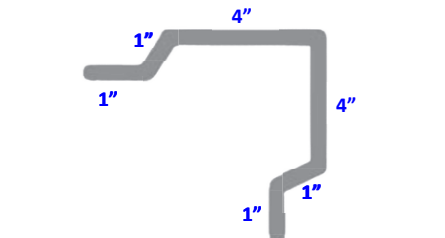
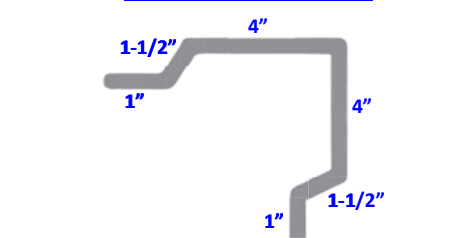
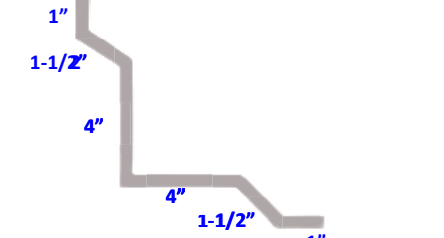
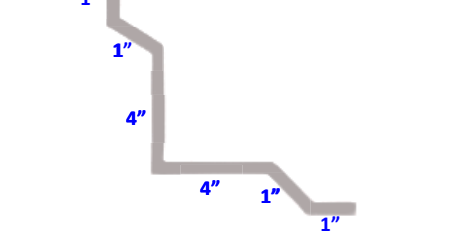
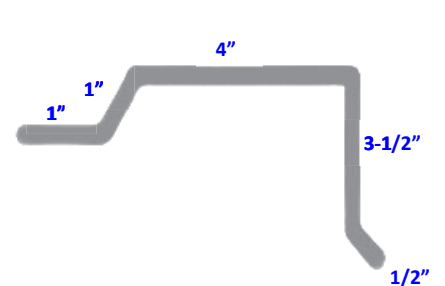
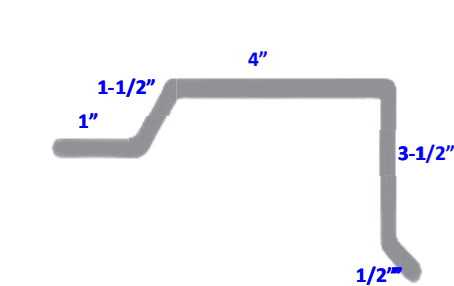
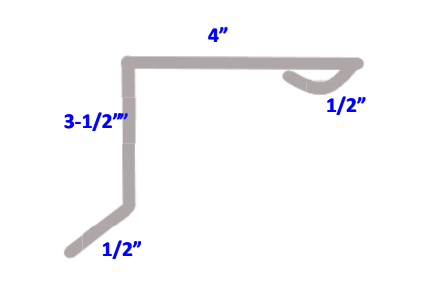
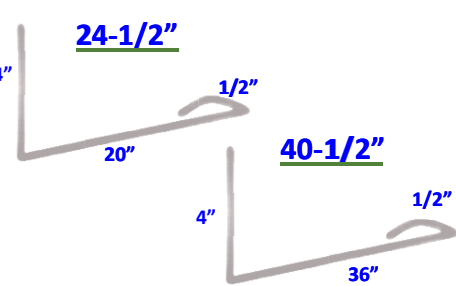
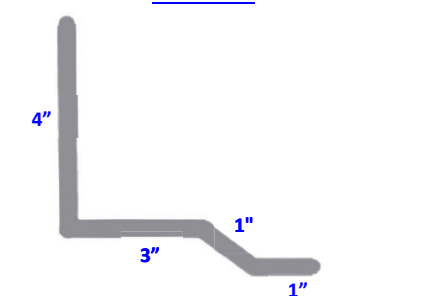
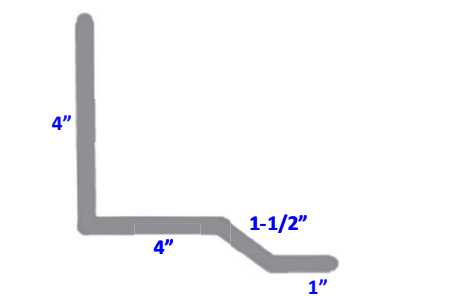

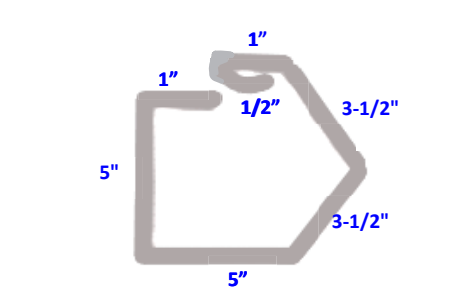
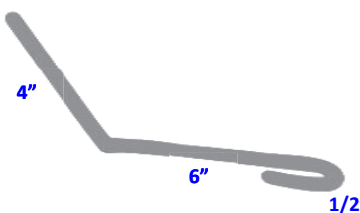
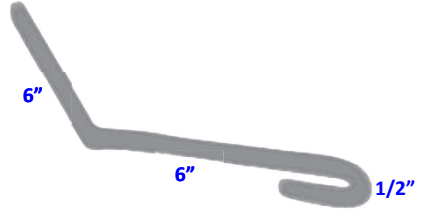
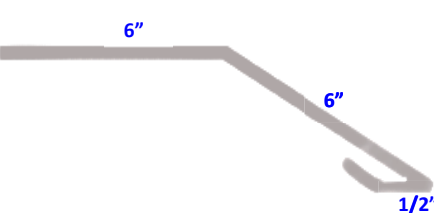
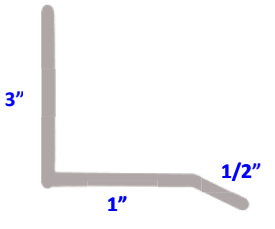
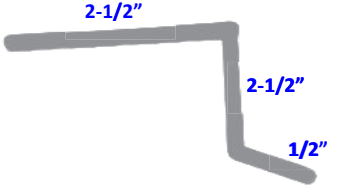
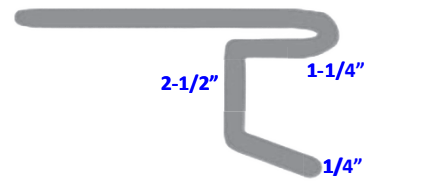
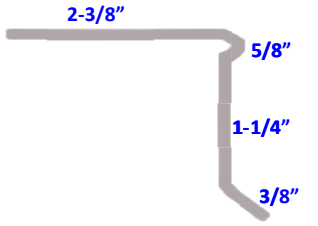
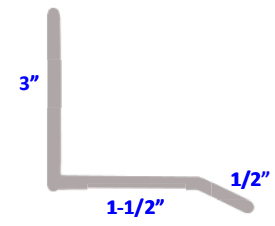
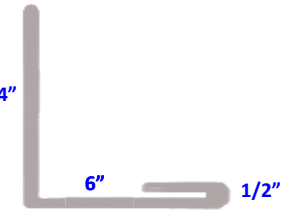
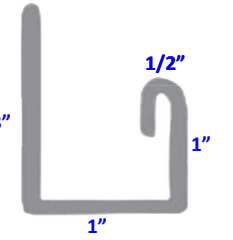
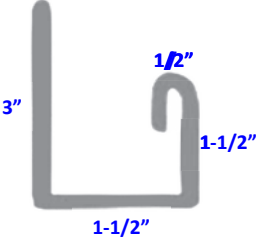

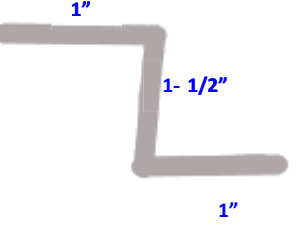
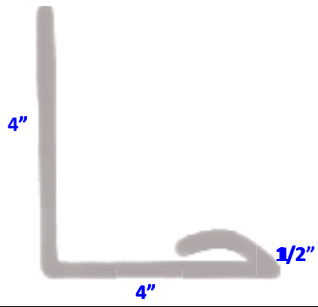


<p><u>Ridge</u> 13"</p> 	<p><u>Dixie Ridge</u> 13"</p> 	<p><u>Half Ridge</u> 10-1/2"</p> 	<p><u>Valley</u> 20"</p> 
<p><u>Corner Rake</u> 12"</p> 	<p><u>R-panel Corner Rake</u> 13"</p> 	<p><u>R-panel Inside Corner</u> 13"</p> 	<p><u>Inside Corner</u> 12"</p> 
<p><u>Rake</u> 10"</p> 	<p><u>R-panel Rake</u> 10-1/2"</p> 	<p><u>Corrugated/ S.S. Rake</u> 8-1/2"</p> 	<p><u>Back Pan</u></p> 
<p><u>Sidewall</u> 9"</p> 	<p><u>R-panel Sidewall</u> 10-1/2"</p> 	<p><u>S.S. Sidewall</u> 7-1/2"</p> 	<p><u>FL32 Gutter</u> 19-1/2"</p> 

<p><u>Dormer</u> 10-1/2"</p> 	<p><u>Transition</u> 12-1/2"</p> 	<p><u>Reverse Transition</u> 12-1/2"</p> 	<p><u>Rat Guard</u> 4-1/2"</p> 
<p><u>Eave</u> 5-1/2"</p> 	<p><u>Extended Eave</u> 8"</p> 	<p><u>Shingle Eave</u> 4-5/8"</p> 	<p><u>R- panel Rat Guard</u> 5"</p> 
<p><u>Shingle Sidewall</u> 10-1/2"</p> 	<p><u>J-Channel</u> 5-1/2"</p> 	<p><u>R-panel J-Channel</u> 6-1/2"</p> 	<p><u>Valley Cleat</u> 2-1/2"</p> 
<p><u>Z-Bar</u> 3-1/2"</p> 	<p><u>Corrugated Sidewall</u> 8-1/2"</p> 	<p><u>Counter Flashing</u> 6-5/8"</p> 